



FLEET LIST


VESSELS & EQUIPMENT

2017/18 EDITION




WILLIAMS SHIPPING

MULTICATS



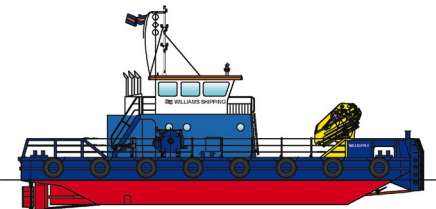
WILLLENDEAVOUR

Type: Multicat type
Dimensions: 22m x 9m x 1.8m draft
Bollard Pull: 15 tonne
Crane: 120 t/m




WILLCHALLENGE

Type: Multicat type
Dimensions: 18m x 8m x 1.8m draft
Bollard Pull: 12 tonne
Crane: 65 t/m



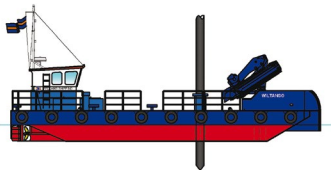
WILLSUPPLY

Type: Multicat type
Dimensions: 21m x 7m x 1.7m draft
Bollard Pull: 9 tonne
Crane: 68 t/m



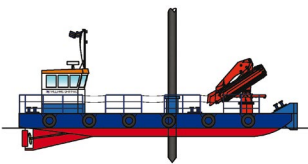
WILJIVE

Type: Road-transportable Meercat
Dimensions: 15m x 6m x 0.8m draft
Bollard Pull: 3 tonne
Crane: 23 t/m



WILTANGO

Type: Road-transportable Meercat
Dimensions: 15m x 6m x 0.8m draft
Bollard Pull: 3 tonne
Crane: 23 t/m



WILCAT

Type: Road-transportable Meercat
Dimensions: 14m x 6.4m x 1.2m draft
Bollard Pull: 2 tonne
Crane: 23 t/m

WILLIAMS SHIPPING

Tel: +44(0) 23 8023 7330

Email: marine@williams-shipping.co.uk


Web: www.williams-shipping.co.uk



ISO 9001
ISO 14001
OHSAS 18001
BUREAU VERITAS
Certification



WORKBOATS



WILLPOWER

Type: Damen Stantug 2207
Dimensions: 22.50m x 7.25m x 2.95m draft
Bollard Pull: 30 tonne



WILANNE

Type: Damen Stantug 1605
Dimensions: 16.89m x 5.29m x 2.25m draft
Bollard Pull: 13 tonne



LILAH

Type: Triton Class Voith Sneider Tractor Tug
Dimensions: 16.0m x 5.0m x 2.7m draft
Bollard Pull: 3 tonne



WILVENTURE II

Type: Fast Launch
Dimensions: 13.9m x 4.26m x 1.14m draft
Passengers: 12 pax
Speed: 22 knots



WILLJAY

Type: Steel Workboat
Dimensions: 11.2m x 3.9m x 1.6m
Bollard Pull: 2 tonne



WILWREN

Type: Steel Workboat
Dimensions: 9.2m x 3m x 0.8m
Bollard Pull: 1 tonne

WILLIAMS SHIPPING

Tel: +44(0) 23 8023 7330

Email: marine@williams-shipping.co.uk

Web: www.williams-shipping.co.uk



ISO 9001
ISO 14001
OHSAS 18001
BUREAU VERITAS
Certification



BARGES



WILCARRY 1750

Type: Transport/Crane Barge
Dimensions: 45m x 20m x 3.6m
Cargo Capacity: 1750 tonnes



WILCARRY 1711

Type: Transport/Crane Barge
Dimensions: 50m x 18.8m x 3m
Cargo Capacity: 1680 tonnes



WILCARRY 1500

Type: Transport/Crane Barge
Dimensions: 50m x 14m x 3m
Cargo Capacity: 1280 tonnes



WILCARRY 600

Type: Transport/Crane Barge
Dimensions: 35m x 11m x 2m
Cargo Capacity: 601 tonnes



WILCARRY 504

Type: Transport/Crane Barge
Dimensions: 30m x 11m x 2.5m
Cargo Capacity: 491 tonnes



WILCARRY 503

Type: Transport/Crane Barge
Dimensions: 30m x 11m x 2.5m
Cargo Capacity: 491 tonnes



WILCARRY 501

Type: Transport/Crane Barge
Dimensions: 30m x 11m x 2.5m
Cargo Capacity: 491 tonnes

WILLIAMS SHIPPING

Tel: +44(0) 23 8023 7330

Email: marine@williams-shipping.co.uk

Web: www.williams-shipping.co.uk



ISO 9001
ISO 14001
OHSAS 18001
BUREAU VERITAS
Certification



BARGES



WILCARRY 350

Type: Transport/Crane Barge
Dimensions: 33m x 10m x 2m
Cargo Capacity: 152 tonnes



WILCARRY 312

Type: Transport/Crane Barge
Dimensions: 34m x 8m x 2m
Cargo Capacity: 100 tonnes



WILCARRY 300

Type: Transport/Crane Barge
Dimensions: 36m x 8m x 2m
Cargo Capacity: 283 tonnes



WILCARRY 250

Type: Transport/Crane Barge
Dimensions: 45m x 8m x 1.8m
Cargo Capacity: 255 tonnes



WILCARRY 100

Type: Transport/Crane Barge
Dimensions: 14m x 8m x 1.5m
Cargo Capacity: 69 tonnes



WILCARRY 22

Type: Transport/Crane Barge
Dimensions: 12m x 5m x 0.9m
Cargo Capacity: 20 tonnes

WILLIAMS SHIPPING

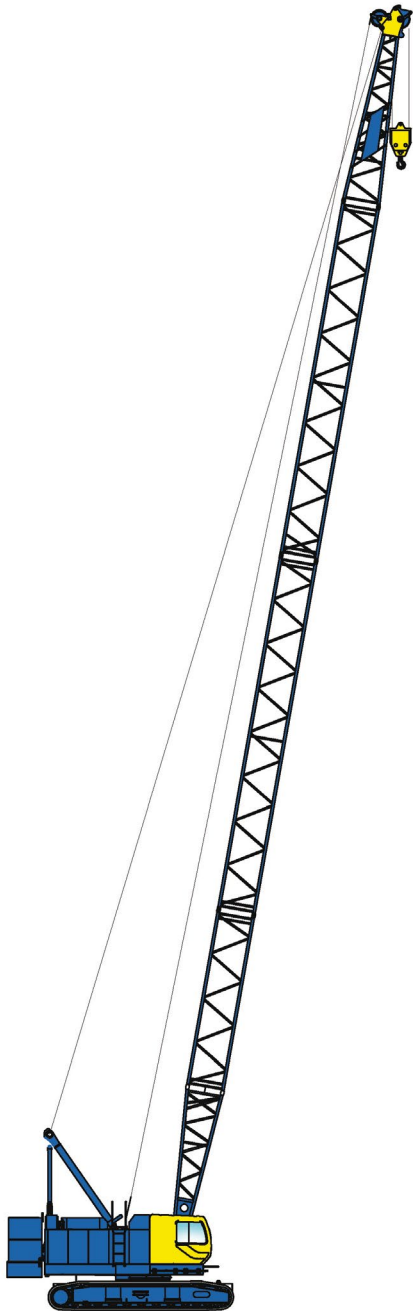
Tel: +44(0) 23 8023 7330

Email: marine@williams-shipping.co.uk

Web: www.williams-shipping.co.uk




CRAWLER CRANES



KOBELCO CKE 900G

Type: Hydraulic Crawler Crane
Dimensions: 8.2m x 5.13m x 3.32m
Boom Length: 12.2m - 42.7m
Max Lift: 100 tonnes



IHI DCH500-2

Type: Hydraulic Crawler Crane
Dimensions: 5.57m x 4.35m x 3.21m
Boom Length: 13m - 31m
Max Lift: 50 tonnes

WILLIAMS SHIPPING

Tel: +44(0) 23 8023 7330

Email: marine@williams-shipping.co.uk

Web: www.williams-shipping.co.uk



MARINE EQUIPMENT FOR HIRE

DECK EQUIPMENT

Turning Blocks
Snatch Blocks
Roller Fairleads
Spud Legs
Hydraulic Spud Lifters
Crane Supports
Goal Posts
Navigation Masts
Lighting Masts
Skid-mounted Knuckle Boom
Cranes
Generators
Air Compressors
Crane & Bog Mats

BUOYS, ROPES & CHAINS

Steel Can Buoys
2m Steel Spherical Buoys
Wire Pennants
Chain Risers
Mooring Ropes

ANCHORS

1.5t Delta
Various 0.5t to 5t
Concrete Sinker
Clump Weights
Grappels

WINCHES

20t Single Drum
10t Eight Drum
7.5t Single Drum
Diesel & Hydraulic Power Packs

OTHER

Crawler Cranes
Forklift Trucks
Crane Off-load Vehicles
Outboard Engines
Bog Mats

WILLIAMS SHIPPING

Tel: +44(0) 23 8023 7330

Email: marine@williams-shipping.co.uk

Web: www.williams-shipping.co.uk



