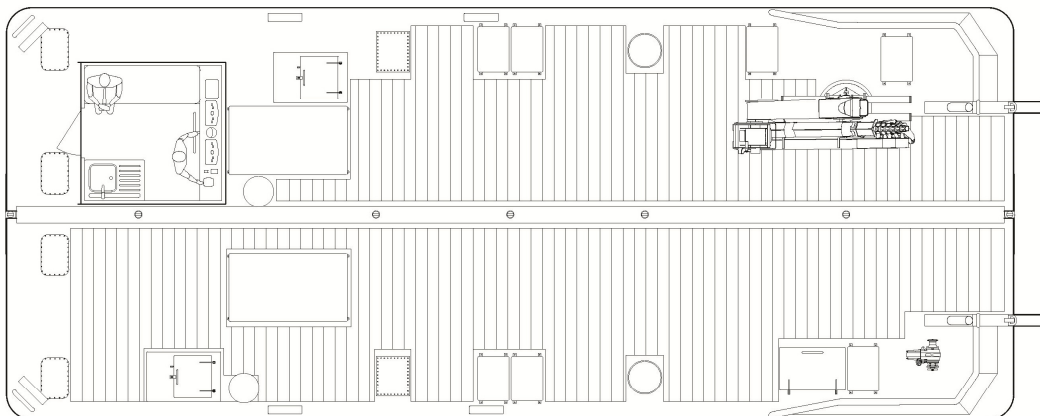

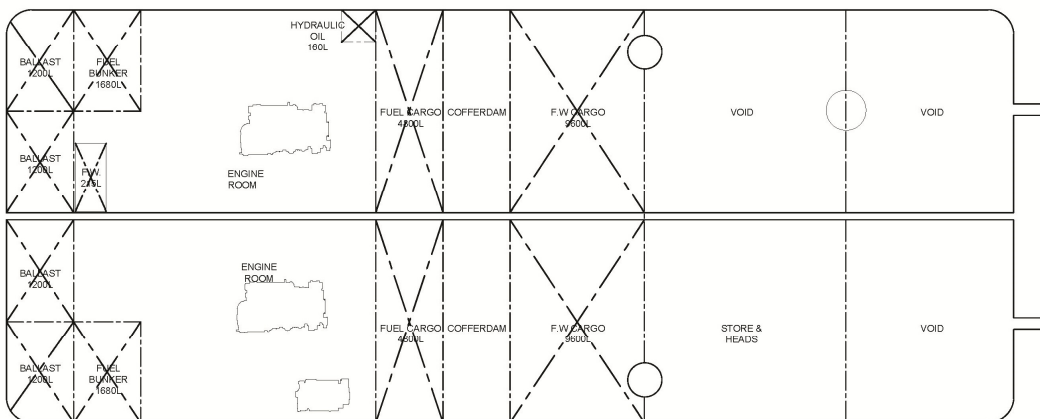


ROAD-TRANSPORTABLE WORKBOAT

WILJIVE




Main Deck



Below Deck

Scale





GENERAL

Type of Vessel:	Meercat RT15
Builder:	Meercat Workboats Ltd
Build Date, Place:	2011, UK
Certification:	MCA Workboat Code Cat 3 (20 miles) 2 crew, 4 pax

DIMENSIONS

Length O.A.:	15.5m
Beam O.A.:	6.0m
Depth at Sides:	1.625m
Draft Aft:	0.8m
Working Air Draft:	3.5m

PERFORMANCE

Free Running Speed:	8 knots (approx)
Bollard Pull:	3t (approx)
Deck Carrying Capacity:	26t

PROPULSION SYSTEM

Main Engines:	2x Doosan Daewoo L136
Total Power:	320HP/235Kw @ 2200rpm
Marine transmissions:	Dong-I DMT 90A-H 2.45:1
Propulsion:	2x 700mm 5-blade fixed pitch props

AUXILIARY EQUIPMENT

Generator Sets:	BETA – 9Kva
Fuel Transfer Pumps:	100lpm
Electrical System:	24V DC / 220V shore connection

DECK EQUIPMENT

Hydraulic Crane:	Palfinger PK23500(M)C – 23t.m (with pedestal)
Capacity:	4.8t @4.2m / 1.6t@12.1m
Anchor Windlass:	Electric
Tow Post	
Wooden Deck Protection	
Removable Bow Boards	
Deck Winch:	North Sea Winches 7t (100m @ 20mm)
Bowroller	

OPTIONAL EQUIPMENT

Spud Legs (x2):	10.5m long x 439mm diameter
Burning / cutting gear:	Optional
Compressors:	Optional
Containers and cabins:	Optional (6ft to 20ft)

TANK CAPACITIES

Fuel Bunkers:	2x 1500ltr
Fuel Cargo:	2x 4800ltr

ACCOMMODATION

Wheelhouse with bench seat and galley unit including sink and hot water supply. Sanitary space below deck.

NAVIGATION & COMMUNICATION EQUIPMENT

Searchlight:	ITT Jabsco
Compass:	Plastimo Olympic
Radar/Chart Plotter:	Furuno MFD 9.4 (4Kw)
GPS:	Furuno GP320B (sensor)
Echo Sounder:	Raymarine ST40
VHF Radio:	Icom IC-M505
Handheld VHF:	Icom IC-M1 Euro
Phone:	Motorolla GSM
AIS:	Comar Class B

ROAD SPECIFICATION

Length x Breadth:	2 hulls @ 15.5m x 3m
Air Draft:	Port Hull: 4.095m / S'board Hull 2.89m
Transport Weight:	Port Hull: 25t / S'board Hull 5t