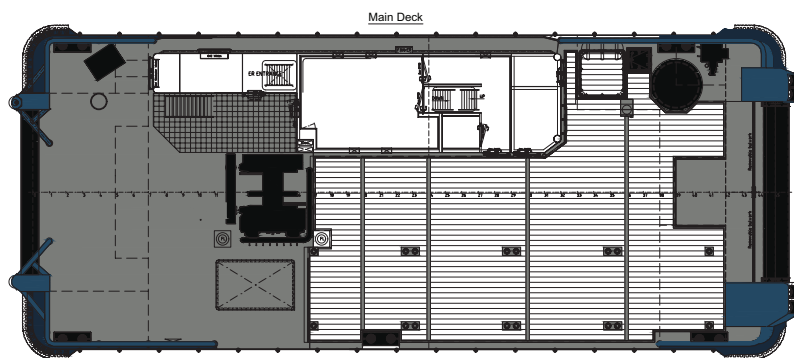
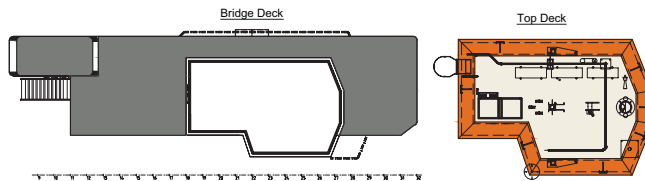
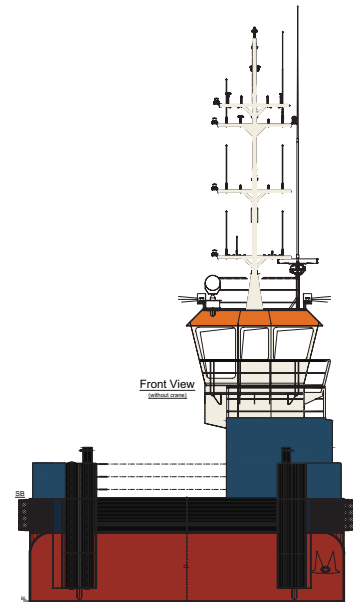




MULTICAT TYPE WORKBOAT

WILLDISCOVER



MULTICAT TYPE WORKBOAT

WILLDISCOVER



GENERAL

Type of Vessel	Neptune 2495
Builder	Neptune
Build Date, Place	2025, Netherlands
Certification	MCA Workboat Code Cat 2 (60 milles) 2 crew, 10 pax

DIMENSIONS

Length O.A.	24,00 meters
Breadth MLD.	9,54 meters
Depth at Side	2,90/3,10 meters
Draft	2,10 meters
Gross Tonnage	168
Net Tonnage	50

PERFORMANCE

Speed	10 knots
Bollard pull	24 tons

PROPULSION

Main Engines	2x Volvo D16 IMO TIER 3
Total Power	2x 625kW at 1900 RPM
Bow Thruster	80kW
Propellers	1650 mm diameter in nozzle

AUXILIARIES

Generator Sets	2x Volvo D7
Total E-Power	268 KvA
Hydraulic Power Pack	2x 75 kW

TANKS

Fuel Oil	68 m ³
Urea	7,0 m ³
Fresh Water	20 m ³

DECK LAY-OUT

Anchor Handling/ Towing Winch	2 independent drums
Pulling Force	70 tons at 1st layer
Hauling Speed	7m/min - 21m/min
Tugger Winch	Single drum type
Pulling Force	10 tons at 1st layer
Deck Crane Forward	Heila HLRM 170-4S incl. 5T lifting winch
Deck	Azobé deck covering
Towing Hook	Mampaey 25 tons SWL
Fendering	Tyre fendering at sides, pushbow fendering fore- and aft ship, M-fendering at the corners
Towing Pins	Hydraulic guide pins & hydraulic chain stopper

ACCOMMODATION

Facilities	Air-conditioned accommodation for 6 persons.
------------	----------------------------------------------------